

BEIJING ORIENTAL YUHONG WATERPROOF TECHNOLOGY CO., LTD.



2016

002271

) (

"

"

31	882,686,848	10	2016	12
	0			1.50

..... 1

..... 1

			002271
	BEIJING ORIENTAL YUHONG WATERPROOF TECHNOLOGY CO., LTD.		
	ORIENTAL YUHONG		
	2		
	101309		
	4		
	100123		
	www.yuhong.com.cn		



”

”



/	1.22	0.89	37.08%	0.75
/	1.20	0.89	34.83%	0.74
	23.17%	19.61%	3.56%	25.59%
	2016	2015		2014
	8,856,548,542.40	6,084,059,679.83	45.57%	5,141,218,866.06
	4,974,514,336.93	4,066,410,574.51	22.33%	3,417,539,186.26

	2016	2015	2014	
	20,362,504.91	-5,669,905.57	-392,605.94	
	62,914,553.44	114,248,377.70	27,399,092.00	

”

”

DAW SE

199

DAW SE

“

”

“

”

“

”

1

2

1

"

"

" "

" " " "

" " " 2016

500 " " 2016 " 2016

2

2009 11 " "

" "

Lehigh University

PITA FY16

Asphalt Technology LLC

The University of Alabama

Ben Franklin

TechVenture

3

6

“ ”

7

2016

					227	111
	89		27			
				79	28	47
4		2	PCT			
1						
2016						
1				7,000,232,779.37		31.98%
2				4,015,769,842.35		27.81%
3				840,323,959.75		28.68%
					824,614,520.22	
	38.56%					
46,363,984.98				71.30%		
4				317,040,550.69		26.16%
5					590,415,049.41	
40.14%						
				-489,296,832.79		17.75%
440.67%						
	15.02%					
				829,803,839.78		700.41%
191.67 %						69.81%

2

1

	2016		2015		
	7,000,232,779.37	100%	5,303,990,441.76	100%	31.98%
	5,583,592,372.69	79.76%	4,050,814,242.39		



	3,684,465,611.31	1,931,307,788.96	47.58%	37.04%	28.27%	3.58%
	1,899,126,761.38	1,027,832,354.10	45.88%	39.42%	36.78%	1.05%
	956,025,765.70	681,949,946.13	28.67%	14.00%	18.59%	-2.76%
	6,977,045,215.66	4,002,730,840.22	42.63%	31.91%	27.75%	1.87%

1

3

			2016	2015	
			274,972,644.44	185,411,241.57	48.30%
			276,368,080.7	183,993,536.6	50.21%
			6,873,508.69	5,478,072.43	25.47%

30%

2017

2016

31.98%

48.3%

4

5

		2016		2015		
		2,683,779,648.43	90.69%	2,043,818,275.89	90.55%	31.31%



2016

		52,515,627.25	1.77%	41,263,198.08	1.83%	27.27%
		137,896,708.93	4.66%	106,023,952.29	4.70%	30.06%
		183,638,002.10	26.93%	145,168,672.96	25.24%	26.50%
		410,227,347.18	60.16%	356,654,390.95	62.02%	15.02%
		59,201,446.92	8.68%	49,974,518.10	8.69%	18.46%
		28,883,149.93	4.24%	23,268,079.64	4.05%	24.13%
		236,259,415.87	84.26%	238,341,025.05	83.76%	-0.87%
		22,683,820.01	8.09%	23,817,029.37	8.37%	-4.76%
		21,450,089.38	7.65%	22,394,267.76	7.87%	



(America) Developments Ltd.

7

8





	2016	2015	
	262	257	1.95%
	4.82%	6.14%	-1.32%
	317,040,550.69	251,308,059.11	26.16%
	4.53%	4.74%	-0.21%
	0.00	0.00	0.00%
	0.00%	0.00%	0.00%

5

	2016	2015	
	8,083,379,085.80	5,939,781,819.26	36.09%
	7,492,964,036.39		

-489,296,832.79

17.75%

440.67%

15.02%

829,803,839.78

700.41%

191.67 %

69.81%



2016

			641,89											
	--	--	6,500.0	--	--	--	--	--	--	0.00	-19,777,9			
			0								34.38			

()		(1)		(2)	(3) (2)/(1)				

		(1)							
2.4	2,000	14,586	14,586	0	0.00%	2017 31	12	0	
	--	14,586	14,586	0	--	--	--	0	--
()				2016	10	19			2,000
()									
()									
()									
()									

1

2

KELVIC
INVESTMENTS
LIMITED
100%
D

2016			
11	42,488.		
30	66	-250.57	

137,972,121.98	134,031,712.87	512,367,367.09	127,282,521.91
		&	C=.

2

3

4

2014-2020

2020

60%

45%

2020

20%

2030

80%

2016

14

2016 -2018

303

“ ” “ ”

[2016]71

10

30%

3

“ ”

20

1

2014

2

3

4

5

1

"

"

"

"

2016

"

"

2017

2

3

CRM OA SAP

4

2017

5

"

"

6

2016 12

2017

7

2017

1

2016

ù

3

MDI SBS

4

5

1



--	--	--	--

2014 4 9

2013

< >

2014—2016

”

www.cninfo.com.cn

3

1 2014

2014	12	31	416,326,636	10
2.00			83,265,327.20	
10	10		416,326,636	

2 2015

2016	3	31	830,693,439	
9,976,091			820,717,348	10
			82,071,734.80	1.00

3 2016

2016	12	31	882,686,848	10
1.50			132,403,027.20	

2016	132,403,027.20	1,028,709,692.11	12.87%	0.00	0.00%
2015	82,071,734.80	729,715,166.83	11.25%	0.00	0.00%
2014	83,069,343.90	576,550,564.08	14.41%	0.00	0.00%

--	--	--	--	--	--	--

				2014 08 18		

				2015 07 09	2015 7 9 2016 1 8	

			2015 7 9 2016 1 8			
			2015 7 10	2015 07 09	2015 7 9 2016 1 8	
			1000			
		1		2016 11 01		
		2				

			3			
			4			
			5			

” ”

2016 22

2016 5 1

“

” ”5 1



1	2012	10	10						
						1800			
					34352	5.24%			
	1684			93.556%	116		6.444%		
				287				7.03	/
2							2013	7	5
						1800			
	34352			5.24%		1730.2		96.12%	
69.8				3.878%					287
	344					7.03	/		
3	2013	7	22		2013				

4 2013 8 19

69.8 139.6
2014

12.80 / 6.40 /

8 2015 7 14

11 7

	2014	2015	2016	2017
345.5990	128.0527	179.2182	35.4166	2.9116

12 2016 8 18

276

677.35

2013

677.35

2016 9 8

2013

2015

58

103.45

2016 11 7

	2013	2014	2015	2016	2017
11687.54	2841.06				

				1,112				8.24 /
2			2016	7	1			
								2016 7
27								
				6,500				
83,069.34				7.82%		6,414.1		98.68%
85.9					1.32%			1,112
				1,263				8.24 /
3	2016	8	12					2016

39143.96

2016 -2020

		2016	2017	2018	2019	2020



	2016 12 01	www.cninfo.com.cn
2016	2016 12 23	www.cninfo.com.cn

1

1

2

3

10%

10%

2

1

2015	03	2016	01	20	
	18	10,000			6,918.9

3

1

2

4

1

2

2016

2017 4 21

www.cninfo.com.cn





2015 9 23

2015

9 24

2016 6 30

9,976,091

1.2009%

15.35 /

12.39 /

142,996,164.00

2016 6 30 F Â / ¤

1

2016 1 12

2016 4 15

9 0 0

"

5000

10

2016 5

2

2016 2 24

2016 3 17

9 0 0

5

2016 4

3

2016 9 12

11.8



2016 10 19

12

0

0

10,000

”

” 2016 9

4

2016 11 1

10

15

5

10

1

2016 3 17

9

0

0

11,500

500

12,000

10,000

2016 4

2

199

27,100

13,850

51.11%

199

13,250

48.89%

2016

4

22

9

0

0

3

DAW SE

2016

12

2

DAW SE

DAW ASIA LIMITED

DAW ASIA

CAPAROL

Beteiligungs-GmbH

DAW SE

DAW ASIA

2016

12

14

12

0

0

18,000

DAW ASIA LIMITED

18,000

DAW ASIA 90%

DAW ASIA

4

30,000

10,000

40,000

100%

2016

5

19

9

0

0

5

4,500



			500		5,000		
100%	2016	5	19			9	0
0							
						1.92	
				10			



2016 04 01

www.cninfo.com.cn



1

	267,702,486	32.23%	53,149,909	0	0	-663,870	52,486,039	320,188,525	36.27%
1	0	0.00%	0	0	0	0	0	0	0.00%
2	0	0.00%	0	0	0	0	0	0	0.00%
3	267,702,486	32.23%	53,149,909	0	0	-663,870	52,486,039	320,188,525	36.27%
	0	0.00%	0						



14		27.7		4		
			12.2			
				276		
	677.35		58			
		103.45				
2				6312.6		
	53,149,909	9,976,091				
3						
4						
	75%					
2016	6	30				
			2016	8	12	
2016				2016	8	
25						
			2016		2016	9
29	1197		6312.6			

		4				
	12.2					
2016	8	18				
		276		677.35		
	2013					
2013						
	2015		58			
		103.45				
1	2016	9	29			
1197		6312.6	1178	53,149,909		
		6.40%	53,149,909	2016	9	29
2						
			115.65	2016	11	7
		830,693,439		882,686,848		

2

	198,385,728	3,000,000	0	195,385,728		2016
	40,093,326	0	0	40,093,326		
	8,713,288	0	0	8,713,288	8,425,288 288,000	

3,510,550

1,885,048

909,498



2016

						62,500
					600,000	

942,594

0

300,000

1,242,594

300,000



			22		2		
		1.45%	12,769,100		0	12,769,100	
		1.31%	11,573,718	-44,000	8,713,288	2,860,430	
		1.13%	10,000,000	-			

10	

10

10

10

10

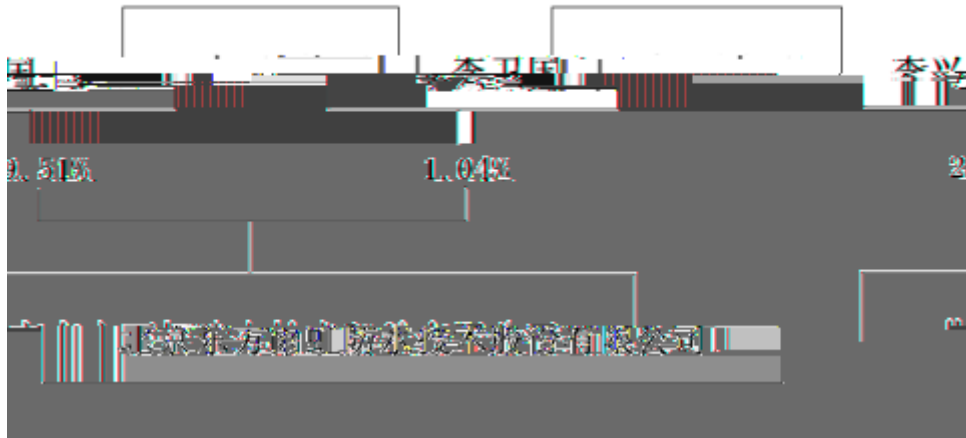
2

	<p>1965</p> <p>1989</p> <p>1993 1995</p> <p>1998</p> <p>2005</p>	<p>1992</p> <p>1995</p> <p>2003 7</p> <p>2012</p>
	22.03%	603588

3

	1965	

	1989 1993 1995 1998 2005	1992 1995 2003 7 2012
10	22.03%	603588



4 **10%**

5

					2016	2019						
				52	05	26	05	25	260,514,3			
									04			

2016

1965

1989 1992 1993 1995

1995 1998

2003 7

2005 2012

1966

1998

2002 2009 2007 10

2011

1964

1988 1998

” ” 1998 2001

2001

1973 EMBA

1995 1998

1998 2000 2000

2003 2009 2009

1971

2008 1993

2008 2009 2009 10

1977 1998

2004 2004 8

1973 1998

1971 1992 2001

2001 2006

2006 8

1957 1983 1988 1989

1994 1995 2007

2007

1955 1990 2002

2002 2010

1963 1981 1986

1986 1992 1992

2011

,

1957 1980

1993 1993 2009

GD/TC83

2 3

1963 2000 2004

1993 2000

2004 2005 2005

2006 2007

1940

3

”

”

”

”

”

”

”

”

1973

1973



			2006 05 26		
			2016 09 27	2019 09 26	
			2011 07 19		
			2002 08 01		
			2015 12 14		
			2011 03 20		
			2011 10 18		
			2011 09 23		
			2016 09 27	2019 09 26	

8 /


			52		85.14	
			51		48.39	
			53		181.71	
			52		0	



2016

			57		85.14	
			37		71.03	
			37		37.33	
	--	--	--	--	1,559.04	--

					/				/	
		0	0	0	0	532,000	244,000	0	0	288,000
		0	0	0	0		125,000			



3

4

1

2

6

92

3

4

12

4

19

5

3

1

11

6

7

8

1

2

3

4

5

1

2015		0.36%	2016 05 16	2016 05 17	www.cninfo.com.cn)
2016		0.40%	2016 05 26	2016 05 27	www.cninfo.com.cn)
2016		3.47%	2016 08 12	2016 08 13	www.cninfo.com.cn)

2016

1

	19	19	0	0	0	
	19	19	0	0	0	
	19	19	0	0	0	
	13	13	0	0	0	

2016	2016 3 14	1		2
2016	2016 4 12			
2016	2016 4 11	1	2016	2
2016	2016 5 31	3		
2016	2016 5 13	1		2
2016	2016 8 8	1		
2016	2016 10 8	1	2	3 4
2016	2016 11 11	1	2	3 4 5
2016	2016 11 14			
2016	2016			

2013 2016

"

"

"

"

1**2**

	2017 04 21
	(http://www.cninfo.com.cn)
	100.00%





	3,807,200,310.32	1,951,920,458.45
	2,763,039.46	3,843,039.46
	60,079,015.41	59,868,250.04
	62,842,054.87	63,711,289.50
	3,870,042,365.19	2,015,631,747.95
	882,686,848.00	830,693,439.00

	4,986,506,177.21	4,068,427,931.88
	8,856,548,542.40	6,084,059,679.83

2

	61,920,927.81	50,055,136.85
	1,291,699.27	2,364,442.42
	61,534,586.86	29,055,173.21
	20,400,000.00	11,953,764.87
	2,513,192,404.15	1,806,048,495.81
	6,868,042,673.93	5,266,913,214.26
	728,203,988.71	458,946,816.27
		27,600.00
	282,558,000.00	88,264,296.11
	794,481,297.91	1,157,884,494.16
	325,147,264.49	407,354,521.39
	14,377,636.49	13,113,153.84
	7,101,903.13	30,775,286.41
	1,148,402.57	.79

	5,372,000.08	8,058,000.04
	5,372,000.08	8,058,000.04
	4,388,409,249.26	

1.		
2.		
3.		
4.		
5.	-162,400.18	
6.		
	1,026,160,305.25	728,814,633.89
	1,028,547,291.93	729,715,166.83
	-2,386,986.68	-900,532.94

“ ”	-2,253,779.11	-2,363,506.00
“ ”	-119,024,442.16	73,128,072.54
	6,110,891.61	5,469,700.21
	49,352.35	

--	--	--

5

	7,763,858,987.25	5,694,704,779.13
	17,466,891.40	11,855,318.94
	302,053,207.15	233,221,721.19
	8,083,379,085.80	5,939,781,819.26
	5,166,537,771.96	3,664,453,291.76
	778,700,290.03	557,684,286.83
	652,694,193.73	517,388,148.78
	895,031,780.67	778,939,161.51
	7,492,964,036.39	5,518,464,888.88

	939,648,599.03	-307,552,912.42
	495,186,251.11	802,739,163.53
	1,434,834,850.14	495,186,251.11

6

	3,775,589,285.25	3,838,459,510.67
	1,144,394,742.60	202,125,010.26
	4,919,984,027.85	4,040,584,520.93
	3,524,788,296.55	2,368,113,206.74
	287,598,897.81	271,040,730.82
	133,441,320.55	196,118,030.83
	322,269,425.44	1,032,066,356.74
	4,268,097,940.35	3,867,338,325.13
	651,886,087.50	173,246,195.80
	8,532,674.58	2,421,153.33
	11,454,619.45	8,319,815.28
	19,987,294.03	10,740,968.61
	26,846,645.31	25,759,887.65
	659,305,000.00	331,500,000.00
	6,859,566.11	6,022,494.80

	693,011,211.42	363,282,382.45
	-673,023,917.39	-352,541,413.84
	711,050,578.00	
	1,436,637,196.83	622,286,493.25
		4,000,000.00
	2,147,687,774.83	626,286,493.25
	1,167,380,024.39	549,599,676.98
	120,034,531.73	106,639,866.86
	163,568,161.79	9,404,495.16
	1,450,982,717.91	665,644,039.00
	696,705,056.92	-39,357,545.75
	600,940.06	4,060,685.52
	676,168,167.09	-214,592,078.27
	323,415,718.77	538,007,797.04
	999,583,885.86	323,415,718.77

7

16iF*2UCgT.%

	830,69													
	3,439.													
	00													

4

	,833.0				229.18	99.70						,331.66	794.14
	0												
2													

2										
3										

|

|

3,956						
	2007					[2008]927
	2008	9	1			
				1,320		
					[2008]131	
						“ ”
	“002271”				2008 9 10	
						5,276
	2008					2008 12 31
						5,276
	2008	10		5		2,638
						7,914
	2009					2009 12 31
						7,914
	2009	10		10		7,914
						15,828
	2010					[2010]1816
	2010	12	29		1,348	
						17,176
	2010					2010 12 31
						17,176
	2010	10		10		17,176
34,352						
						2013
						A 1,800
69.80						1,730.20
						1,631.60
						1.00
						35,983.60
						311
	2013					A 69.80
						1.00
						36,053.40
	2013					[2014]590
	2014	8	8		5,626.9553	
						41,680.3553
	2013					47.6917
						1.00
						41,632.6636
	2014					2014 12 31
						41,632.6636
	2014	10		10		41,632.6636

83,265.3272

2013

18.20

2015 8 5

83,247.1272

2013

177.7833

83,069.3439

2016

11

14

17

24

1

2016 12 31

2016

2

1 1 12 31

3

12

4

5

1

2

3

6

1

2

“ ”

1	1	5.00%
1	2	10.00%

4

26

JANUARI, NÄN

14

19

15

1

2

3

3

16

1

18

19

1

“ ” “ ”

22

1

C

A

D

B

1

2

1

2

25

1

1

2

2

1

2

26

1

2

3

27

1

2016 22	2016 5 1	
“	”	
“	”	
	2016 5 1	
“	”	

		2016	15,041,451.86
22	2016 5 1		-15,041,451.86
		“	
	”	“	”
2016 5 1		“	”

2

1

		17 11 3
		4
		1 5 7
		25
		3 5
		3 5

--	--

2

1

GR201531001015

2015 2017

15%

2015 12 10

GR201537000177

2015 2017

15%

2016 11 21

GR201613000502

2016 2018

15%

2012 12

2016

15%

[2011]58

2016

15%

2

[2015]16

“ ”

Volatile Organic Compounds,VOC

420 /

1



31,645,598.94

3,875,806.69

176,320,430.96

2

1

	72,024,368.33	56,516,284.45
	296,121,043.43	312,437,021.15
	368,145,411.76	368,953,305.60

2

	58,649,077.57

538,998,700.00
₮

60

2

66,579,527.89

50.42%

5

1

2

13,760,194.72

0.00

3

	44,212.50

4

	72,226,260.19	76,415,412.61
	24,305,457.11	

		2,974,027.13	1-3	0.89%	445,813.21
	--	200,869,979.15	--	59.92%	13,710,165.92

6**1**

2



9**1**

1.	786,387,420.45	712,248,718.49	27,925,078.28	87,390,493.94	1,613,951,711.16
2.					

1				

	11,851,445.21		11,851,445.21		
	7,349,195.42		7,349,195.42		
	5,519,373.52		5,519,373.52		
	3,396,226.42		3,396,226.42		
	1,878,171.20		1,878,171.20		
	1,584,972.91		1,584,972.91		
	1,554,418.17		1,554,418.17	5,133,805.74	5,133,805.74
	1,536,738.73		1,536,738.73		
	1,528,714.71		1,528,714.71	3,875,630.38	3,875,630.38
	716,894.44		716,894.44		
	155,823.08		155,823.08	66,740.20	66,740.20
				76,426,986.93	76,426,986.93
				43,218,986.38	43,218,986.38
				11,007,302.63	11,007,302.63

2

--	--	--	--	--	--	--	--	--	--	--	--	--	--

2.4

156,640,	46,959,9	4,686,76
000.00	79.20	8.92

	184,300, 000.00	76,426,9 86.93	85,053,2 24.88	161,480, 211.81			87.62%	100.00%				
	293,520, 000.00	43,218,9 86.38	39,039,0 38.47	82,258,0 24.85			91.26%	100.00%				
	140,600, 000.00	14,882,9 33.01	18,396,6 07.15	33,279,5 40.16			80.03%	100.00%				
	1,726,79 5,600.00	152,368, 265.96	405,480, 870.46	298,530, 264.24	259,318, 872.18		--	--				

4.							
1.	551,505,024.27	207,103.70		1,142,664.44	18,670,546.93		571,525,339.34
2.	411,515,272.47	5,155.75		1,238,124.44	5,796,342.82		418,554,895.48

0.00%

2

	40,651,706.47	

1. 2016 12 31

2. 2016 12 31

48

12**1**

	13,469,206.10				13,469,206.10
	2,622,808.63				2,622,808.63
	6,815,807.91				6,815,807.91
	22,907,822.64				22,907,822.64

		125,359,117.76		68,899,991.10
--	--	----------------	--	---------------

4

		23,095,278.61	10,340,498.07
		86,249,042.91	33,460,609.08
		109,344,321.52	43,801,107.15

5

2016			448.05
2017	2,226,122.99		2,226,122.99
2018	2,288,037.30		2,460,299.45

C

557,186.17

4,000

2016 12

2

1	24,461,574.89	626,651,796.58	622,105,886.01	29,007,485.46
2		23,332,878.08	23,332,878.08	

	5,276,131.08	4,026,825.63
	4,627,334.42	3,741,090.00
	834,336.50	973,486.91
	390,638.85	286,999.21
		22,633,615.64
	498,345.50	202,059.60
	218,488,045.38	137,434,222.00

23

	966,694.15	674,072.02
	402,048.00	6,151,099.80
	1,368,742.15	6,825,171.82

8 2016 9 2016 10
1,284,000.00

9 2016 11
500,000.00

28

		+ —				

1	2016				
		1,197		63,126,000	
	53,149,909	1.00	9,976,091		
				8.24	520,158,240.00
		9,976,091		142,996,164.00	
	520,158,240.00			142,996,164.00	
53,149,909.00		324,012,167.00		-	
2					
			5%		
			840,934.11		-
3					1,156,500
	-	3,157,117.50			
4					
	90,833,010.05				
	4,727,311.82				

30

	53,445,290.00	520,158,240.00	28,372,020.00	545,231,510.00
	53,445,290.00	520,158,240.00	28,372,020.00	545,231,510.00

1 1,197

	6,898,251,865.46	3,921,483,414.46	5,276,646,665.47	3,116,731,679.68
	101,980,913.91	94,286,427.89	27,343,776.29	25,239,036.46
	7,000,232,779.37	4,015,769,842.35	5,303,990,441.76	3,141,970,716.14

35

	27,856,884.79	19,898,657.58
	23,384,490.13	16,882,251.27
	3,832,156.02	
	7,255,009.39	
	3,943,729.41	
	14,439,233.35	53,590,745.06
	368,873.68	347,949.59
	75,012.57	
	74,643.23	
	24,931.55	
	10,557.04	
		75,885.86
	81,265,521.16	90,795,489.36

36

	332,731,800.65	223,345,227.33
	242,624,587.14	182,809,372.89
	82,365,807.27	96,432,627.43
	47,273,261.88	35,181,186.08
	43,138,880.84	40,628,953.77
	36,572,684.00	26,780,256.12
	23,031,574.78	19,333,245.17
	6,956,922.03	5,800,026.56

	4,130,519.40	3,736,046.87
	21,497,921.76	18,970,134.31
	840,323,959.75	653,017,076.53

37

	298,580,439.63	227,831,182.09
	224,471,264.53	



42

	1,823,780.63	997,462.89	1,823,780.63
	1,823,780.63	997,462.89	1,823,780.63
	62,914,553.44	114,248,377.70	62,914,553.44
	180,330.69	141,743.56	180,330.69
	1.08	3,134.18	1.08

						1,964,213.00		
						1,790,000.00		
						1,594,000.00		
						1,502,827.50		
						1,274,000.00		
						1,000,000.00		
						860,000.00		
						853,800.00		
						810,850.00	478,250.00	

2016						800,000.00	750,000.00	
						800,000.00		
2015						700,000.00		

>0

						124,878.26		
						100,000.00		

2016						57,000.00		
------	--	--	--	--	--	-----------	--	--

--	--	--	--	--	--	--	--	--

--	--	--	--	--	--	--	--	--

						8,000.00		
						7,586.30		

2014						0.00	8,000.00	
						0.00	7,000.00	
						0.00	5,000.00	
						0.00	2,000.00	

44

1

	191,715,055.45	109,366,111.71
	-61,186,438.48	-945,982.67
	130,528,616.97	108,420,129.04

2

46

1

	249,744,330.12	91,507,301.40
	38,916,128.77	99,966,050.00
	11,464,655.14	40,575,747.53
	1,854,584.47	1,033,622.82
	1.08	134.18
	73,507.57	138,865.26
	302,053,207.15	233,221,721.19

2

	825,416,442.01	680,293,057.25
	40,349,869.14	75,651,835.17
	28,505,023.51	22,391,419.09
	695,704.90	345,214.00
	64,741.11	

	4,578,187.00	3,726,368.80
	1,149,949.11	172,476.00
	1,131,430.00	2,123,650.00
	6,859,566.11	6,022,494.80

5

	3,583,853.65	19,150,585.37
		4,000,000.00
	3,583,853.65	23,150,585.37

6

	142,996,164.00	
	27,707,373.11	3,884,314.00
	6,127,825.92	
	4,869,099.54	1,825,065.34
	4,280,768.00	7,063,535.66
		91,500,000.00
	185,981,230.57	104,272,915.00

47

1

1	--	--
	1,026,322,705.43	728,814,633.89
	118,492,645.51	68,542,940.79
	133,030,018.86	88,683,732.63
	10,820,509.88	7,823,937.76

	4,786,410.65	2,639,110.72
“ ”	3,853,353.51	5,666,905.57
“ ”		27,600.00
“ ”	46,363,984.98	26,684,591.36
“ ”	-23,151,884.31	-636,494.00

	2,333,030.66	
	538,998,700.00	
	1,760,006.46	
	778,061,245.65	--

49

1

	--	--	29,109,990.03
	1,317,346.43	6.937	9,138,432.18
	3,712.75	7.3068	27,128.32
	93,016.61	0.89451	83,204.29
	3,863,600.60	5.1406	19,861,225.24

5,000

2016 5

3,500

2016

6

59.9993
Yuhong America

Yuhong America

2016

6

1,000

2016

12

2016 12 31

1

1



				100.00%		
				100.00%		
				100.00%		

2016 12 31

4.19	-	1,062.91	337.94
14,575.24	7.26	2.71	91.44
-	-	1,986.12	
-	-	8.32	1,257.60
14,579.43	7.26	3,060.07	1,686.98

2

4

15.93% 2015

19.48%
59.92% 2015 24.98%

3

308,836.30 2015 12 31 2016 12 31 193,954.55


150,286.77	2,111.85	223.36	152,621.98
-------------------	-----------------	---------------	-------------------

2

43.70% 2015 12 31 33.13%

2016 12 31

1



1

2016 12 31

2

1



30.55%

4

1

/

--	--	--	--	--	--

/

		8,147,665.80	0.00

2

--	--	--	--	--

	100,000,000.00	2016 09 23	2017 09 19	
	530,000,000.00	2016 07 05	2017 07 04	
	626,000,000.00	2016 04 26	2018 04 25	
	100,000,000.00	2016 12 01	2017 11 30	

KELTIC INVESTMENT	Yuhong Canada Developments.	82,500,000.00	

4

	15,590,400.00	8,396,700.00

5**1**

	50%
	20
	/ 20
	50%
	20
	50%
	205,257,703.45
	90,833,010.05

3

4

5

1

1

1 2014 8 7

56,269,553.00

1,251,228,980.07

1,273,379,984.39

A

3 2017 3 1
 2,479,7115

Yuhong Canada Developments

4

	4,761,915,473.39	2,238,317,305.98	7,000,232,779.37
	1,161,168,948.96		

	1,436,222,675.70	100.00%	66,644,385.55	4.64%	1,369,578,290.15	922,525,005.79	100.00%	48,199,610.64	5.22%	874,325,395.15

1			
1	773,338,790.63	38,666,939.53	5.00%
1 2	77,916,066.02	7,791,606.60	10.00%
2 3	26,662,115.78	7,998,634.73	30.00%
3 4	7,950,229.85	3,975,114.92	50.00%
4 5	1,667,825.92	1,334,260.74	80.00%
5	6,537,380.28	6,537,380.28	100.00%
	894,072,408.48	66,303,936.80	7.42%

2

20,230,039.49

0.00

3

	1,785,264.58

4

38.89%

558,535,412.18

17,773,037.38

5

1,739,115 .73	0.27%	1,377,073,8 17.84
,130,330 .80	100.00%	

2

2,428,161.82

0.00

3

	0.00

4

	1,367,071,831.29	

--	--	--	--	--

	5,000,000.00	46,418,898.47		51,418,898.47		
	50,819,652.83	26,810.24		50,846,463.07		
	50,000,000.00	123,981.41		50,123,981.41		
	50,000,000.00			50,000,000.00		
		50,000,000.00		50,000,000.00		
	33,825,079.86	1,557,788.66		35,382,868.52		
		35,000,000.00		35,000,000.00		
		21,611,758.45		21,611,758.45		
		11,651,498.28		11,651,498.28		
Yuhong America		3,908,500.00		3,908,500.00		
	173,098.20	371,944.26		545,042.46		
	100,000.00			100,000.00		
	35,000,000.00		35,000,000.00			
	1,637,390,695.65	690,199,802.32	35,000,000.00	2,292,590,497.97		

2

4	11,500	2016 12 31		44,189.65
5		2016 12 31		5,000
6				5,000
7	4,500			
8		3,500		
9		59.9993	Yuhong America	
10		1,000		2016 12 31
11		100%	3,500	2016 12
31				
12				

4

	3,217,360,559.67	2,648,206,584.37	2,956,803,174.37	2,193,325,003.22

1



2

3

2016